














CF6 COMPONENTS

NOMINAL THICKNESS 6"- ACTUAL THICKNESS $5\frac{7}{8}$ "(150mm)

SYMBOL	COMPONENTS	DIMENSION		LABEL
UNIVERSAL U 250				
	UNIVERSAL U250	250mm	$9\frac{7}{8}$ "	UN
BOX COMPONENTS				
	STRAIGHT	100mm	$3\frac{15}{16}$ "	BS
	CORNER	150mm	$5\frac{7}{8}$ "	BC
	45° - OUTSIDE	50mm	$1\frac{15}{16}$ "	BA
PANEL COMPONENTS				
	PANEL 93	94.3mm	$3\frac{1}{16}$ "	WP
	PANEL 182	183.3mm	$7\frac{3}{16}$ "	WP
	PANEL 232	233.3mm	$9\frac{3}{16}$ "	WP
SPACER COMPONENTS				
	SPACER 49	50mm	$1\frac{15}{16}$ "	SF
	SPACER 68	69.5mm	$2\frac{3}{4}$ "	SS
	CURVED SPACER 7.5°	89mm	$3\frac{1}{2}$ "	SC
JOINER COMPONENTS				
	BOX JOINER	39mm	$1\frac{9}{16}$ "	JB
STARTER COMPONENTS				
	STARTER	3mm	$\frac{1}{8}$ "	ST
OPENING COMPONENTS				
	BASIC FRAME OPENING	3mm	$\frac{1}{8}$ "	BF



Nuform Building Technologies Inc.
100 Galcat Drive, Unit # 2,
Woodbridge, Ontario, Canada L4L 0B9
Tel: 905-652-0001 Fax: 905-652-0002
Toll Free: 1-877-747-9255
Web Page: www.nuformdirect.com

CF6 COMPONENT IDENTIFICATION



DRAWING NO.		N106	
COPYRIGHT 2024			
SCALE:		REVISION No.:	R00