















# CF4 COMPONENTS

**-NOMINAL THICKNESS 4"- ACTUAL 3 15/16" (100 MM)**

SYMBOL	COMPONENTS	DIMENSION		LABEL
<b>BOX COMPONENTS</b>				
	STRAIGHT	100mm	3 15/16"	BS
	END	100mm	3 15/16"	BE
	CORNER	100mm	3 15/16"	BC
	3-WAY	100mm	3 15/16"	BT
	4-WAY	100mm	3 15/16"	BX
	45°	50mm	2"	BA
<b>PANEL COMPONENTS</b>				
	PANEL 93	94.3mm	3 1/16"	PD
	PANEL 182	183.3mm	7 3/16"	PH
	PANEL 232	233.3mm	9 3/16"	PM
<b>SPACER COMPONENTS</b>				
	SPACER 49	50mm	1 15/16"	SF
	SPACER 68	69.5mm	2 3/4"	SS
<b>JOINER COMPONENTS</b>				
	BOX JOINER	39mm	1 9/16"	JB
<b>STARTER COMPONENTS</b>				
	STARTER	0mm	0"	ST
<b>OPENING COMPONENTS</b>				
	BASIC FRAME OPENING	3mm	1/8"	BF



Nuform Building Technologies Inc.  
 100 Galcat Drive, Unit # 2,  
 Woodbridge, Ontario, Canada L4L 0B9  
 Tel: 905-652-0001 Fax: 905-652-0002  
 Toll Free: 1-877-747-9255  
 Web Page: www.nuformdirect.com

## CF4 COMPONENTS IDENTIFICATION



DRAWING NO.		N105	
COPYRIGHT 2024			
SCALE:		REVISION No.:	R00