



The Revolutionary Stay-in-Place
Concrete Wall Forming System

Rigid polymer forms easily slide together, creating durable pre-finished walls that can be constructed quickly in any climate.

Once Conform is assembled, concrete is poured and the finished walls are ready for immediate use. The system also fits a variety of conventional roof structures, windows and door systems. Available in a range of sizes, this patented concrete finished wall system provides reliable, fast track construction that will last a lifetime. Whatever size or type of building, from the simplest structure to the most complex architectural design, Conform is the perfect choice.



The Revolutionary Stay-in-Place
Concrete Wall Forming System

Commercial & Industrial Structures

- › Retail & Office Buildings
- › Manufacturing Facilities
- › Auto Dealerships



Commercial / Retail Building



Commercial Building



Manufacturing Facility



Auto Dealership



Warehouse Interior



Industrial Building



Storage Building



Fire Department Station



Office Building



The CF8i wall assembly has a minimum effective R-value of 22 (RSI 3.82) in cold climates.

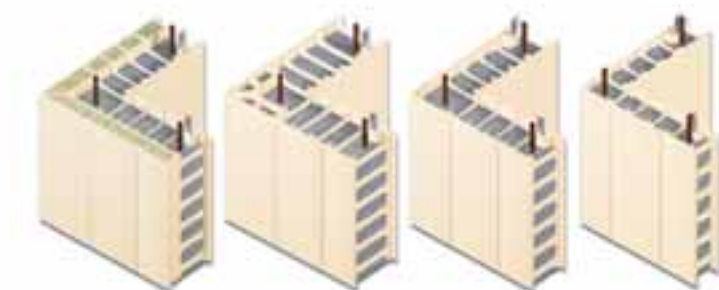
For more photos and information, visit our Web site at
www.nuformdirect.com



Nuform Building Technologies Inc.
1 Regalcrest Court
Woodbridge, Ontario, Canada
L4L 8P3

Toll Free: 1 877-747-WALL (9255)
Tel.: 905-652-0001
Fax: 905-652-0002

PURCHASER IS SOLELY RESPONSIBLE FOR DETERMINING THE SUITABILITY FOR USE OR APPLICATION OF ANY GOODS, INCLUDING COMPONENTS THEREOF, OR WHETHER SUCH GOODS MEET REQUIREMENTS OF APPLICABLE BUILDING CODES OR SAFETY CODES FOR SPECIFIC APPLICATIONS.



CF8i (8" / 200 mm) Insulated Wall Form
CF8 (8" / 200 mm) Wall Form
CF6 (6" / 150 mm) Wall Form
CF4 (4" / 100 mm) Wall Form



A cost-efficient alternative to conventional construction assemblies such as insulated panel, precast, tilt-up and concrete block walls.

Prepared to order and assembled on site, the modular components facilitate rapid construction and can include built-in insulation, service raceways and rough openings. Thanks to Conform's innovative and lightweight design, labor and finishing costs are greatly reduced. Conform is also pest resistant and features superior sound and thermal insulating properties. Additional savings come from reduced construction schedules, earlier occupancy, energy efficiencies and maintenance-free environments.

› Construction Options

Bearing Walls

Conform is suitable for conventional and slender concrete bearing walls designed in accordance with ACI 318 and CSA A23.3. As the hollow components are erected, vertical and horizontal reinforcing steel bars are installed and temporarily braced for stability. The details for connection of floor and roof framing are similar to conventional concrete walls.



Non-Bearing Walls

Choose Conform exterior non-bearing walls as a time-saving alternative to conventional precast and masonry wall systems. Typically, the Conform components are pre-panelized and then lifted into place using a boom truck. The hollow wall sections are connected and temporarily braced. Then, reinforcing steel bars are added and the components are concrete-filled using a pump truck.



Pre-assembled

Conform walls can be pre-assembled in 8-foot wide sections and to the building's full wall height, which is ideal for large-scale projects, or in individual components for smaller structures.




Individual




› Features

- › Solid Concrete Construction
- › Quick On-Site Assembly
- › Proven Cost Savings
- › Unparalleled Energy Efficiency
- › Easy to Maintain
- › Rodent/Pest Resistant
- › Long-Term Durability: Will not rust, corrode, flake, peel or rot! Resistant to extreme weather conditions and can be designed to handle earthquake and hurricane conditions
- › Superior Indoor Air Quality: Mold and mildew resistant



Tan



White